# Essential Cardiac Auscultation

A single focused online source to learn the most important cardiac auscultatory findings

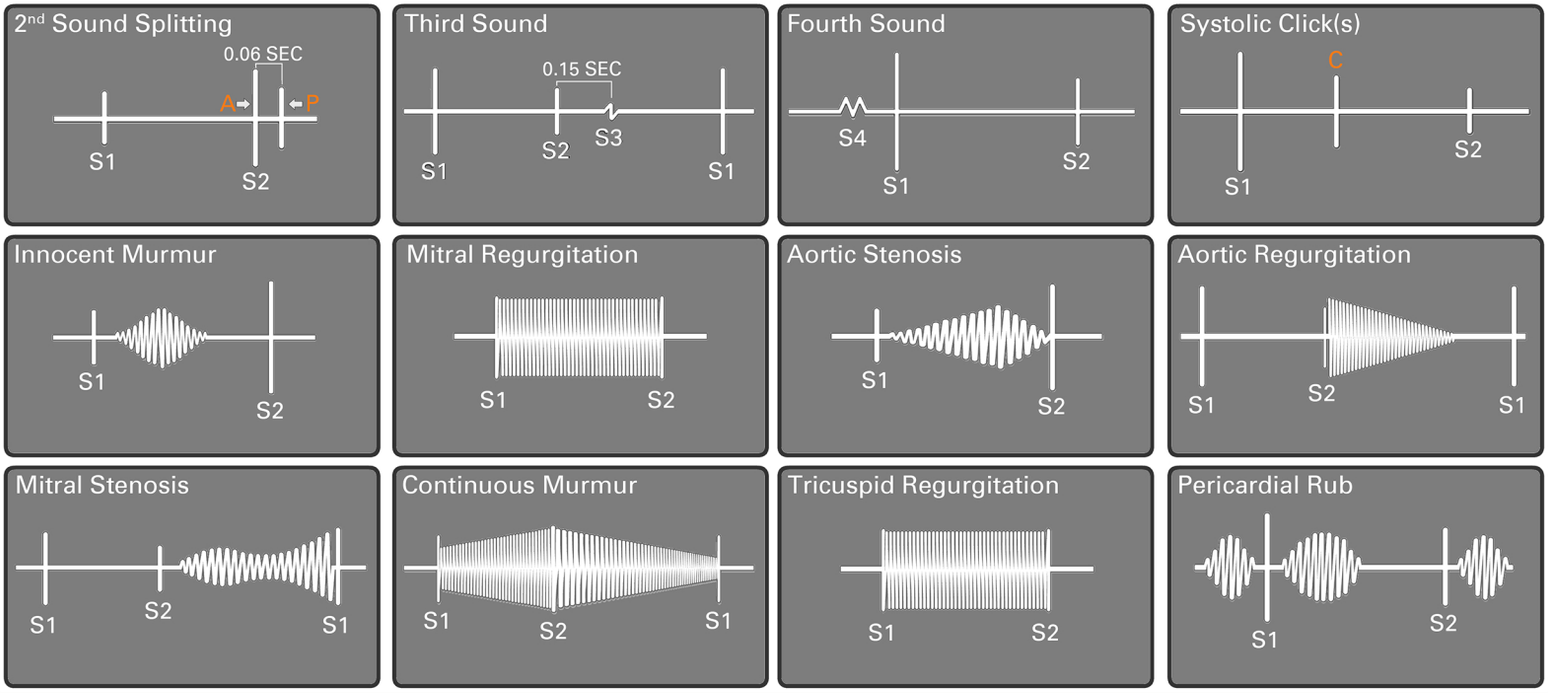


**"The Big 12"** - Selected from national surveys of program directors and findings emphasized by certification boards

## Essential Cardiac Auscultation

- Created in response to learner needs and requests
- Teaches cardiac auscultation and pathophysiology
- Tested at multiple medical centers throughout the curriculum
- Trains students, residents, physicians, physician assistants, nurses and nurse practitioners
- Cost-effective - saves faculty time
- Accessible on PC and Mac

Findings are presented using Harvey, The Cardiopulmonary Patient Simulator

UNIVERSITY OF MIAMI
MILLER SCHOOL of MEDICINE

Gordon Center for Simulation and Innovation in Medical Education
Saving Lives Through Simulation Technology®

GORDON CENTER
SIMULATION | INNOVATION | EDUCATION

For a demonstration of Essential Cardiac Auscultation, visit: gordoncenter.miami.edu
For information on how to acquire Essential Cardiac Auscultation, contact us: 305-243-6491
umedic@med.miami.edu

## Contents

### Orientation section
Reviews goals and approach to cardiac auscultation

### Learning section
Presents findings on Harvey, the Cardiopulmonary Patient Simulator

### Practice section
Allows repetitive practice of all findings at different heart rates

### Self-testing section
Provides immediate feedback and a summary of findings to review

## Special Features

- Interactive case-based presentation
- Correlation of findings with pressure and volume curves
- Graphic animations of auscultatory findings
- Learner involvement by mimicking sounds and murmurs

## Program Outline

### Orientation
Goals / "The Big 12"
How to learn skills

### Heart sounds
"Harvey" and "S1-S2" *
2nd sound splitting*
1st sound splitting
Third sound*
Review of normal patient*
Fourth sound*
DDx - S4 + S1 vs Split S1*
Review of heart sounds*

### Murmurs
Innocent murmur*
Mitral regurgitation*
Aortic stenosis
Aortic regurgitation
Mitral stenosis
Review of 4 murmurs
Continuous murmur
Tricuspid regurgitation
Pericardial rub

### Practice*
### Self-Testing*
### Conclusions*

## Sample Content from Aortic Stenosis

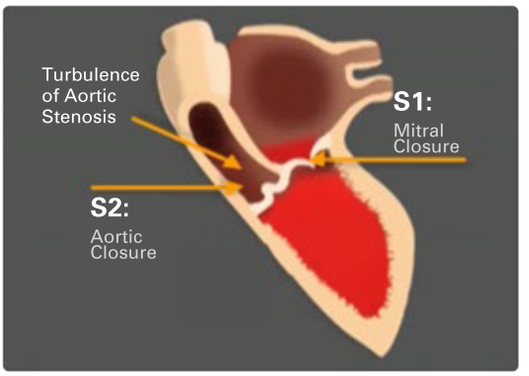


Animation correlated with auscultation

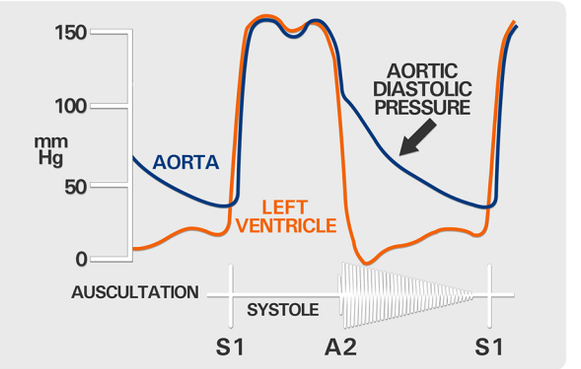


Pressure curve correlated with auscultation

UNIVERSITY OF MIAMI
MILLER SCHOOL of MEDICINE

Gordon Center for Simulation and Innovation in Medical Education
Saving Lives Through Simulation Technology®

For a demonstration of Essential Cardiac Auscultation, visit: gordoncenter.miami.edu
For information on how to acquire Essential Cardiac Auscultation, contact us: 305-243-6491
umedic@med.miami.edu

GORDON CENTER
SIMULATION | INNOVATION | EDUCATION