

Resusci Anne Simulator & Resusci Anne Advanced SkillTrainer Paddle & Link Versions

Important Product Information



Read these instructions thoroughly. Observe all warnings, precautions and instructions on the product, in the User Guide and in this Important Product Information booklet. Retain this booklet for future reference.

Refer to SimPad User Guide for SimPad specifications.

Warnings and Cautions

A Warning states a condition, hazard, or unsafe practice that can result in serious personal injury or death.

A Caution states a condition, hazard, or unsafe practice that can result in minor personal injury or damage to the product.

Note

A note states important information about the product or its operation.

Disclaimer

Use of the Resusci Anne Simulator system to train personnel should be undertaken under supervision of suitably trained medical personnel with an understanding of educational principles as well as recognized medical protocols.

As with all Patient Simulators or other such training devices there may be approximations, variations and inaccuracies in anatomical features and the physiological modeling. This being the case, Laerdal Medical does not guarantee that all features are completely accurate.

The medical equipment and simulated medical equipment included in the product might be modified and should be used for training purposes only.

General Simulator Handling

It is important to follow the instructions below, as well as other available User Information, in order to maintain optimum performance and longevity of the simulator components.

Warranty

Refer to the Laerdal Global Warranty for terms and conditions. For more information visit www.laerdal.com

Airway

Caution

The use of silicon or any other lubricant not approved by Laerdal may cause damage to the airway.

Note

Electronic components are mounted inside the simulator's head. The following techniques should not be performed on this simulator due to the inability to properly sanitize the airway if they are performed:

- *Mouth-to-mouth/Mouth-to-mask ventilation.*
- *Insertion of simulated vomit for suctioning.*
- *If simulator is turned off while closure valve is in closed position, valve will open automatically when simulator is turned on.*

Pulses

Note

Do not use excessive force when palpating the carotid pulse as this will result in no pulse felt.

IV-Arm

Notes

- *To extend life of IV arm, a 22 gauge needle or smaller is recommended for use.*
- *If training session involves administration of fluids and/or drugs, empty arm immediately following session. This to avoid damage/stains on manikin while stored.*

Chest Compressions (RA Sim only)

Note

To avoid damaging the spontaneous breathing bladder, do not perform chest compressions while the spontaneous breathing function is activated.

Defibrillation with Paddle:

Cautions

- Defibrillation must be performed over the two defib connectors only. Paddle adapters are supplied for use with manual defibrillators.
- Only apply the defibrillator to a defibrillation chest skin which is properly mounted on the manikin's chest.
- Do not provide more than 2 x 360J defibrillator discharges per minute as an average over a period of time to prevent overheating.
- The manikin chest must be kept dry. Special attention should be taken when using IV Arm.
- Do not apply conductive gel or conductive defibrillation pads intended for patient use to prevent chest skin pitting.
- Do not use cables or connectors with visible damage. Observe all normal safety precautions for use of defibrillators.

Defibrillation with Shocklink:

Cautions

- Defibrillation must be performed using ShockLink only. Refer to ShockLink Important Product Information. Paddle adapters are not possible to use.
- Refer to ShockLink Important Product Information for defibrillator discharge rate.
- The manikin chest must be kept dry. Special attention should be taken when using IV Arm.
- Do not apply conductive gel or conductive defibrillation pads intended for patient use to prevent chest skin pitting.
- Do not use cables or connectors with visible damage. Observe all normal safety precautions for use of defibrillators.

Troubleshooting

- No chest rise (RA Sim only) when spontaneous breathing is activated: If spontaneous breathing is activated and no chest rise is observed, make sure there is enough air in the air container. Check also that the breathing bladder has no leakage.
- Electromagnetic radiation from other radio transmitters or other electronic equipment may cause noise in the head speaker. To eliminate this noise move manikin away from the radiation source or turn the head speaker volume to zero.

Waste Handling

Dispose of in accordance with your country's recommendations.

This appliance is marked according to the European directive 2012/19/EC on Waste Electrical and Electronic Equipment (WEEE).

By ensuring this product is disposed of correctly, you will help prevent potential negative consequences for the environment and human health, which could otherwise be caused by inappropriate waste handling of this product.

The symbol on the product, or on the documents accompanying the product, indicates that this appliance may not be treated as household waste. Instead it shall be handed over to the applicable collection point for the recycling of electrical and electronic equipment. Disposal must be carried out in accordance with local environmental regulations for waste disposal.

For more detailed information about treatment, recovery and recycling of this product, please contact your local city office, your household waste disposal service or Laerdal representative.

Federal Communications Commission (FCC) and Industry Canada (IC) Statements

This device complies with part 15 of the FCC Rules and RSS-210 of IC rules. Operation is subject to the following two conditions:

1. This device may not cause harmful interference, and
2. This device must accept any interference received, including interference that may cause undesired operation.

This equipment has been tested and found to comply with the limits for a Class B digital device, pursuant to part 15 of the FCC Rules. These limits are designed to provide reasonable protection against harmful interference in a residential installation. This equipment generates, uses and can radiate radio frequency energy and, if not installed and used in accordance with the instructions, may cause harmful interference to radio communications. However, there is no guarantee that interference will not occur in a particular installation.

If this equipment does cause harmful interference to radio or television reception, which can be determined by turning the equipment off and on, the user is encouraged to try to correct the interference by one or more of the following measures:

- Reorient or relocate the receiving antenna.
- Increase the separation between the equipment and receiver.
- Consult the dealer or an experienced radio/TV technician for help.
- Connect the equipment into an outlet on a circuit different from that to which the receiver is connected.
- The use of shielded I/O cables is required when connecting this equipment to any and all optional peripheral or host devices. Failure to do so may violate FCC rules.

Caution: Changes or modifications not expressly approved by Laerdal Medical could void the user's authority to operate the equipment.

The term "IC" before the equipment certification number only signifies that the Industry Canada technical specifications were met.

Mise en garde: Tout changement ou toute modification n'ayant pas fait l'objet d'une approbation expresse de Laerdal Medical peut annuler le droit dont dispose l'utilisateur de se servir de l'équipement.

Le terme « IC » qui précède le numéro d'agrément de l'équipement signifie uniquement que les caractéristiques techniques spécifiées par Industrie Canada sont respectées.

This device contains licence-exempt transmitter(s)/receiver(s) that comply with Innovation, Science and Economic Development Canada's licence-exempt RSS(s). Operation is subject to the following two conditions:

1. This device may not cause interference.
2. This device must accept any interference, including interference that may cause undesired operation of the device.

L'émetteur/récepteur exempt de licence contenu dans le présent appareil est conforme aux CNR d'Innovation, Sciences et Développement économique Canada applicables aux appareils radio exempts de licence. L'exploitation est autorisée aux deux conditions suivantes :

1. L'appareil ne doit pas produire de brouillage;
2. L'appareil doit accepter tout brouillage radioélectrique subi, même si le brouillage est susceptible d'en compromettre le fonctionnement.

Canada ICES-003 Statement

Resusci Anne Simulator contains SimPad Link Box and Lithium Ion Battery and is used in combination with SimPad. This Class B digital apparatus meets all of the requirements of the Canadian Interference-Causing Equipment Regulations.

Cet appareil numérique de la classe B respecte toutes les exigences du Règlement sur le matériel brouilleur du Canada.

EU

RA Sim & RA AST contains SimPad Link Box, which is CE marked in accordance with Council Directive 2014/53/EU, and Lithium Ion Battery which is CE marked in accordance with Council Directive 2004/108/EC relating to electromagnetic compatibility (EMC). When used in combination with SimPad, this product is in compliance with the essential requirements of Council Directive 2014/53/EU on Radio Equipment (RED)

The product is in compliance with Council Directive 2011/65/EU on Restriction on the use of certain hazardous substance (RoHS).









 Note

Refer to SimPad User Guide for SimPad specifications.

Battery

RA Sim & RA AST is operated on a Lithium Ion (Li-Ion battery). Li-Ion batteries should be recycled or disposed of in accordance with local regulations.

Certification, Compliance and Labels

Symbol	Definition
	CE Mark
	MIC Technical Conformity Mark (Japan)
	Korean Certification (KC) Mark
	CSA Certification Mark
	Manufacturer
	Date of Manufacture
	WEEE Symbol
	Reference number
	Serial Number
	Warning / Caution symbol
	Li-ion batteries recycling symbol

Specifications

RA Sim [REF 150-2xxx]	
Dimensions	177 cm x 52 cm x 25 cm (69.7" x 20.5" x 9.8")
Weight	36 Kg 79.2 Lbs
Defibrillation	Paddle: Average of 360J/ min. max Link: Refer to ShockLink Important Product Information
BP accuracy	+/- 4 mmHg
Operation temperature	0°C to +35°C (32°F to 95°F), Humidity 5 – 90% R.H. non-condensing
Storage temperature	-20°C to +60°C (-4°F to +140°F)
RA AST [REF 151-2xxx]	
Dimensions	90 cm x 50 cm x 35 cm (35.4" x 19.7" x 13.8")
Weight	21,5 Kg 47 Lbs
Defibrillation	Paddle: Average of 360J/ min. max Link: Refer to ShockLink Important Product Information
Operation temperature	0°C to +35°C (32°F to 95°F), Humidity 5 – 90% R.H. non-condensing
Storage temperature	-20°C to +60°C (-4°F to +140°F)

Li-Ion Battery	
Battery	Li-ion, 4 cells
Cell type	LIC 18650-M29B
Voltage	7,34V nominal
Capacity	5.5 Ah typical
Size	98 x 78 x 29,7 mm (3,86" x 3,07" x 1,11")
Weight	280 g (0.6 lb) approx.
Airway management tools tested by Laerdal	
Type	Size
i-Gel	5
Ambu King LTS-D	3
Ambu King LTS-D	4
Ambu King LTS-D	5
LMA Classic	4
LMA Classic	5
LMA Supreme	3
Japanese Sumi	-
Combitube	37 Fr
IV Arm contains multiple venipuncture sites including	
Dorsal Veins of Hand (3)	
Antecubital	
Cephalic Vein	
Median Vein	
Basilic Vein	

© 2025 Laerdal Medical AS. All rights reserved.



Laerdal Medical AS,
P.O. Box 377
Tanke Svilandsgate 30, 4002 Stavanger,
Norway
T: (+47) 51 51 17 00

20-12272 Rev D

www.laerdal.com



Laerdal
helping save lives