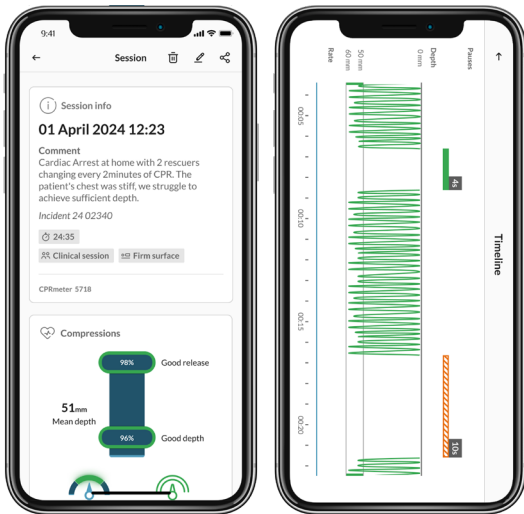


CPRmeter App

Quick Setup Guide



 Note: Visuals may vary between versions.



The CPRmeter App enables post-event debriefing and data analysis of CPR performance. It provides statistics on release quality, depth, rate, and compression fraction, along with a detailed timeline.



Connecting to CPRmeter 2

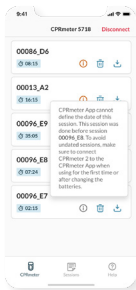
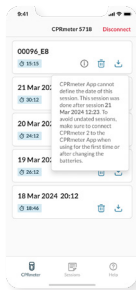
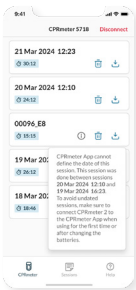
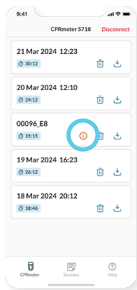
Press the Power button on CPRmeter 2 to open Q CPR Quick Review screen. Blue flashing light means Bluetooth is on and ready for connection.



Connect CPRmeter 2 to CPRmeter App before first use and whenever changing batteries. Without connection, CPR sessions may have incorrect timestamps.

Incorrect timestamps

A session might not have a date and time. This can happen if it was stored before connecting to the App or after changing batteries. Tap the orange warning sign for more information.



To get the most out of your product, or to download the CPRmeter App, please visit: laerdal.com/CPRmeter2

