



# Ultrasound-Guided Procedure Training

Develop Procedural Knowledge &  
Skills in a Risk-Free Environment



See the Ecosystem in Action

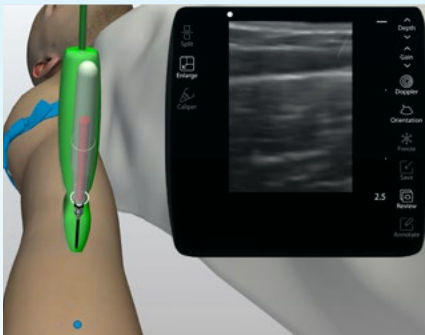
# Ultrasound-Guided Needle Placement

## In a Risk-Free Environment

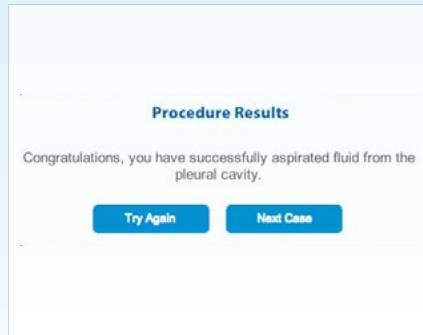


- ✓ The SonoSimulator provides cognitive task training on a variety of ultrasound-guided needle-based procedures.
- ✓ Develop hand-eye coordination in a safe environment and receive unlimited practice opportunities through the use of virtual models that integrate real patient anatomy.
- ✓ Use the patented SonoSimulator training tools & virtual tutor on any laptop.

## Practice with Immediate Feedback



Built-in AI provides needle tip tracking feedback



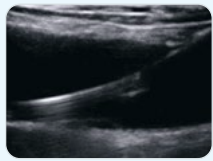
Immediate feedback on procedure performance



On-demand ultrasound expert tutorials & virtual guidance

# Ultrasound-Guided Procedure Training

## Practice Virtual Procedures on Real Patient Anatomy



Introduction to  
Ultrasound-Guided  
Procedures



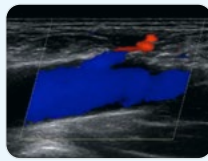
Ultrasound-Guided  
Paracentesis



Ultrasound-Guided  
Thoracentesis

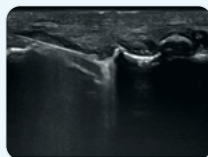


Ultrasound-Guided  
Pericardiocentesis



Ultrasound-Guided  
Vascular Access

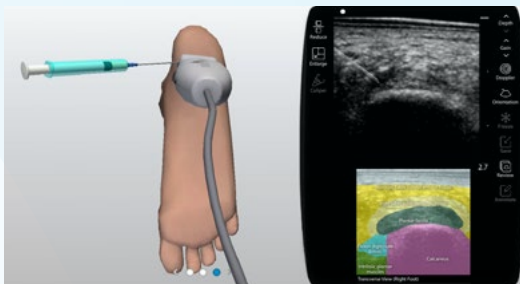
- Peripheral Venous Access
- Internal Jugular Vein Cannulation
- Subclavian Vein Cannulation
- Femoral Vein Cannulation



Ultrasound-Guided MSK  
Injections & Aspirations

- Shoulder  
*(AC Joint, SA-SD Bursa, Biceps Tendon Sheath, Glenohumeral joint)*
- Foot & Ankle  
*(Tibiotalar joint, Plantar Intrafascial & Perfascial Injection, MTP joints)*
- Knee
- & more in development

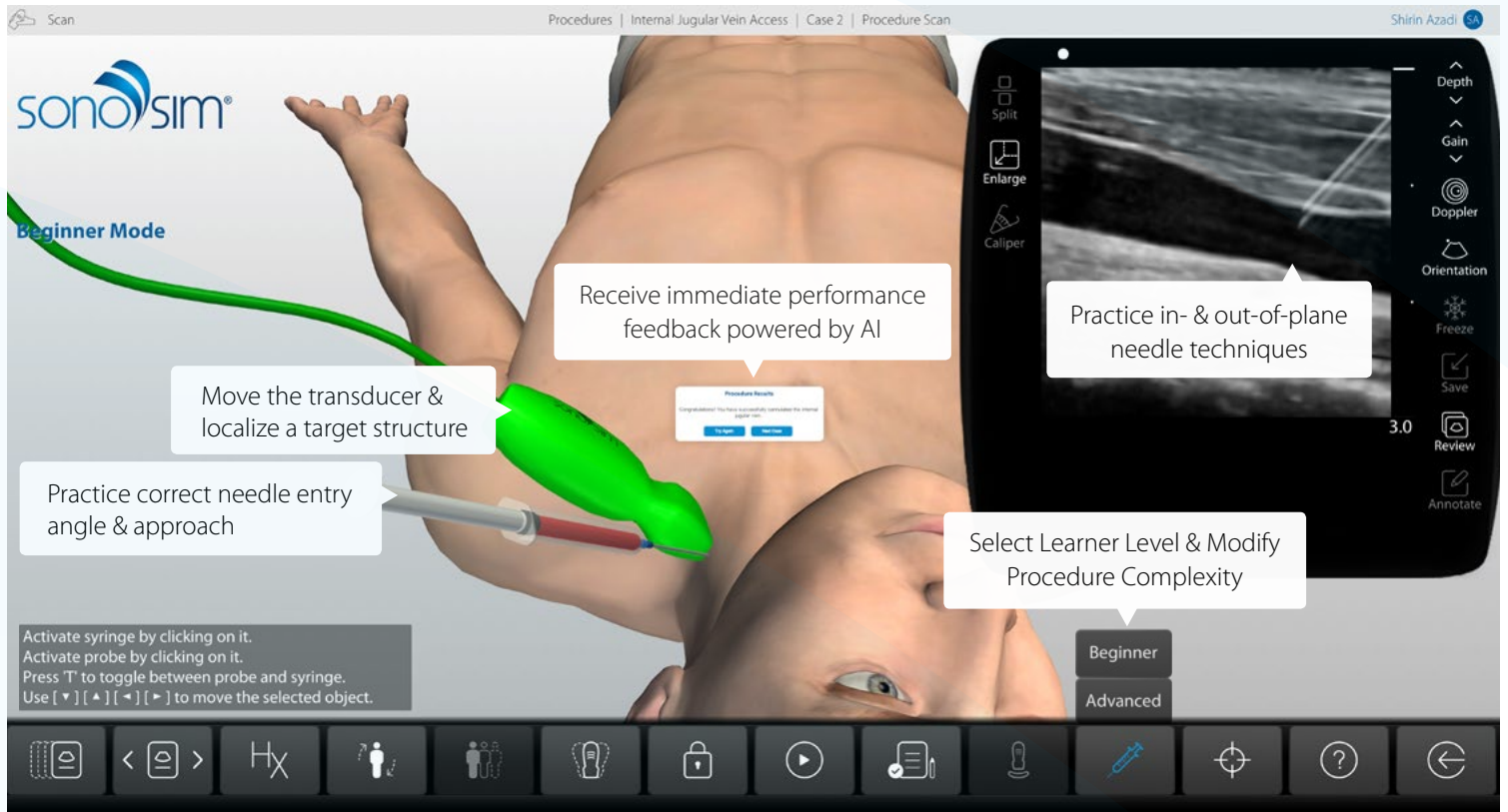
## Benefits of Practicing on Real Ultrasound Anatomy



- Practice on varying body morphologies
- Experience varying pathophysiologic states
- Learn key anatomic landmarks
- Recognize critical imaging artifacts
- Learn how Doppler modalities assist procedures

# Virtual Ultrasound-Guided Procedure Practice

## Unlimited Practice Acquiring Critical Procedural Skills



### Join SonoSim



1,650+  
Institutions



80+  
Medical Topics



1,000+  
Scanning Cases



120,000+  
Members



40+  
Global Distributors



275+  
CME Credit Hours\*



The Easiest Way to Learn & Teach Ultrasonography™

\*Approved for AMA PRA Category 1 Credits™