


Ways to use the light



Manufactured in China for:
Laerdal Medical AS
Tanke Svilandsgate 30
P.O. Box 377
N-4002 Stavanger, Norway
Phone: +47 51 51 17 00
www.laerdal.no

Distributed in USA by:
Laerdal Medical
Laerdal Sales Ofce
167 Myers Corners Rd.
Wappingers Falls, NY 12590
Phone: +1 877 523 7325
www.laerdal.com



The product is in compliance with the essential requirements of Council Directive 2004/108/EC on electromagnetic compatibility (EMC). The product is in compliance with Council Directive 2011/65/EU on restriction of the use of certain hazardous substances (RoHS).



Dispose in accordance with local regulations and requirements

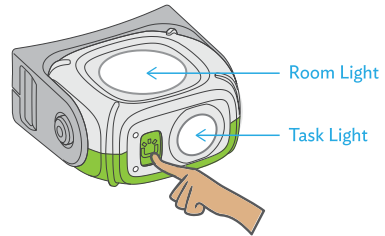


Laerdal
helping save lives

Product Configuration	Cat. No
Laerdal Light w/AC adapter	500-00033
Laerdal Light w/solar panel	500-00133
Solar panel for Laerdal Light	500-00233

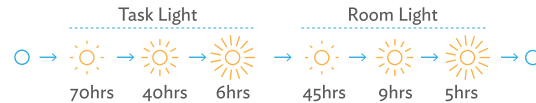


To use

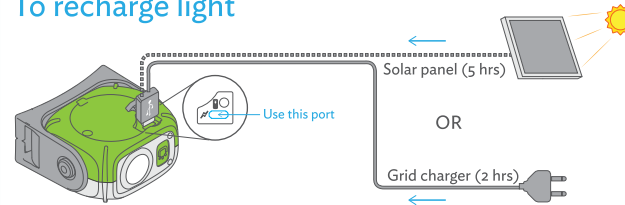


Press button to change brightness and mode

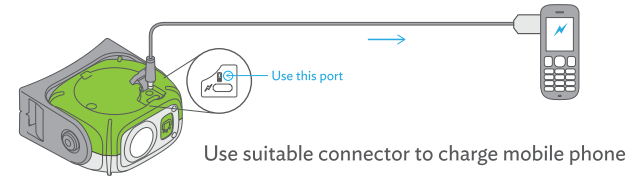
Shine Durations



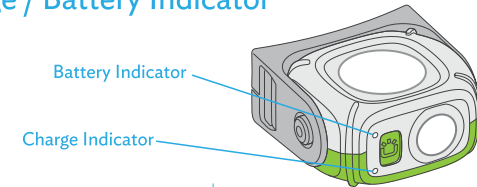
To recharge light



To recharge mobile phone



Charge / Battery Indicator



Indicator	Status	
Charging	● Green	Blinking
	● Green	Solid
Battery	● Red	Blinking

To clean

Light casing : Wipe with cloth with 0.5% chlorine solution.
Rinse with cloth with clean water and dry.

Headband : Wash in soapy water and dry.

