

Baby Anne

Important Product Information



English

Baby Anne Important Information





Care, Maintenance and Cleaning

- Keep the manikin clean and in a hygienic condition.
- Replace the airway after every class, especially if mouth to mouth resuscitation is practiced.
- Remove the airway before storage.
- We recommend that you use a separate Laerdal Manikin Face for every student.
- If several students use one manikin face, thoroughly sanitize the manikin face after every use.
- Clean all skin parts regularly. Use warm soapy water or Laerdal manikin wipes.
- Use of Manikin Face Shields provides a clean barrier between your lips and the manikin face.
- The fabric torso should be cleaned with a damp cloth only, using mild detergent if necessary. Do not soak.
- The clothes (including rib plate) can be hand or machine washed in warm water (max. 40 °C / 100 °F). Using a tumble dryer may cause shrinkage.

These can discolor the manikin:

- Pigments from lipstick and pens
- Latex gloves
- Using clothes other than Little Anne clothing.

Symbol Glossary

	Manufacturer
	Date of Manufacture
	Reference Order Number
	LOT Number

Specifications

Operating temperature	15 °C to 30 °C (59 °F to 86 °F)
Storage temperature	-10 °C to 50 °C (14 °F to 122 °F)
Humidity	5 % - 95 % relative humidity
Weight	1300g (+/- 120 g)
Dimensions	570 mm x 135 mm x 145 mm (22.4 in x 5.3 in x 5.7 in)

Spare parts

Baby Anne has several replaceable spare parts. For a list of spare parts, visit www.laerdal.com.

Warranty

Refer to the Laerdal Global Warranty for terms and conditions. For more information visit www.laerdal.com

© 2017 Laerdal Medical AS. All rights reserved.

Manufacturer: Laerdal Medical AS

P.O. Box 377

Tanke Svilandsgate 30, 4002 Stavanger, Norway

T: (+47) 51 51 17 00

Printed in Norway

20-12159 Rev. A

www.laerdal.com



Laerdal
helping save lives